

Logan Rihn

RN

📍 34 7th street fond du lac, WI 54935

📞 +19204729880

✉ loganrihn@gmail.com

📅 11/18/1996

SSN ***-**-8959

AVAILABLE TO START

05/01/22

REQUESTED TIME OFF

NONE

SPECIALTY

Med Surg (0 years)

LICENSES

Wisconsin

Lic:260547

Exp:02/05/2022

Wisconsin

CERTIFICATIONS

EDUCATION

University Wisconsin Oshkosh,BSN

12/2020

Oshkosh,WI

CHARTING SYSTEM

Epic

EXPERIENCE

03/2021 -

Saint Agnes Hospital (Fond du Lac, WI 54935)

Fond du Lac, WI

Registered Nurse
Staff RN urology, G.I,
overflow, psych, pediatric

basic med surg duties

Charting: Epic

Beds: 19

Avg Patient Ratio: 6

03/2021 -

Saint Agnes Hospital (Fond du Lac, WI 54935)

Fond du Lac, WI

Registered Nurse
Staff RN 4 South

Perform duties of an average med surge nurse including but not limited to assessments, med passes, critical thinking, delegation of tasks, and leading others

Charting: Epic

Beds: 19

Avg Patient Ratio: 6

Logan Rihn

RN

BACKGROUND QUESTIONS

Are you either a U.S. citizen or can you submit verification of your legal right to work in the U.S.? **YES**

Have you ever had your license or certification, in any state, investigated, suspended or revoked? **NO**

Have you ever been named as defendant in a professional liability action? **NO**

REFERENCES

Pedrito Sims —Other

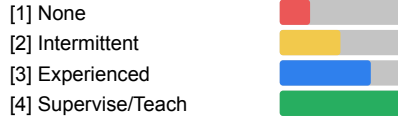
📞 [4156329021](tel:4156329021)

✉️ pedrito.simrn@gmail.com

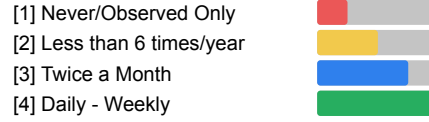
Medical - Surgical Checklist

Date completed: Nov 29, 2021

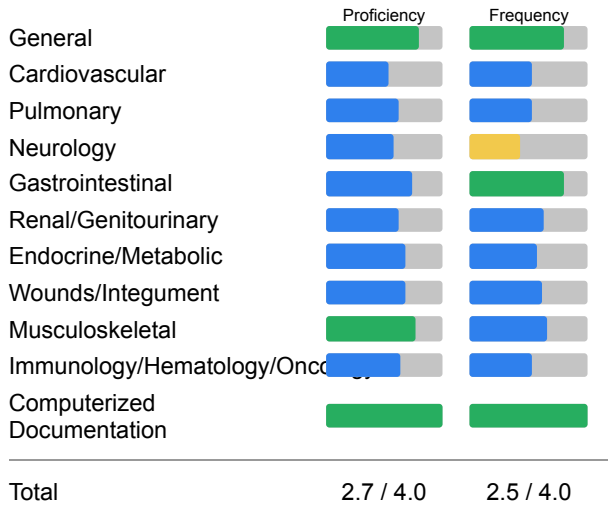
Proficiency



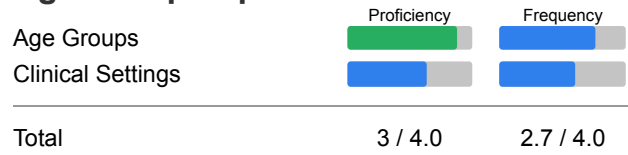
Frequency



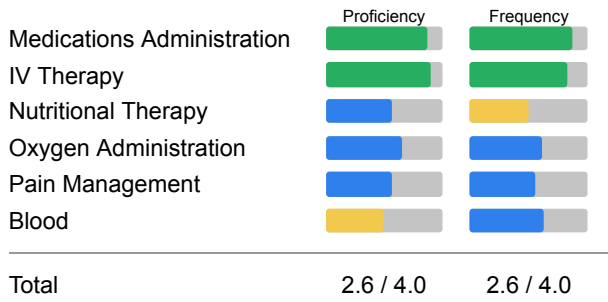
Assessment/Patient Care



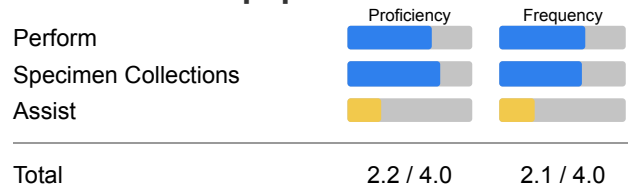
Age Group Experience



Medications/Therapeutic Interventions



Procedures/Equipment



Logan Rihn

RN

Assessment/Patient Care	Proficiency				Frequency			
General								
Admission	1	2	3	4	1	2	3	4
Advance Directives	1	2	3	4	1	2	3	4
Organ/tissue Donation	1	2	3	4	1	2	3	4
Patient and Family Teaching	1	2	3	4	1	2	3	4
Collect Appropriate Data	1	2	3	4	1	2	3	4
Cardiovascular								
Abnormal Heart Sounds/Murmurs	1	2	3	4	1	2	3	4
Angina	1	2	3	4	1	2	3	4
Femoral Popliteal Bypass	1	2	3	4	1	2	3	4
Vital Sign Monitoring	1	2	3	4	1	2	3	4
Capillary Refill	1	2	3	4	1	2	3	4
Cardiopulmonary Arrest	1	2	3	4	1	2	3	4
Pacemaker -- Permanent	1	2	3	4	1	2	3	4
Coagulation Studies	1	2	3	4	1	2	3	4
Abdominal Aortic Aneurysm	1	2	3	4	1	2	3	4
Congestive Heart Failure	1	2	3	4	1	2	3	4
Pericarditis	1	2	3	4	1	2	3	4
Cardiac Enzymes & IsoEnzymes	1	2	3	4	1	2	3	4
Acute MI	1	2	3	4	1	2	3	4
Carotid Endarterectomy	1	2	3	4	1	2	3	4
AICD (Automatic Implanted Cardioverter/Defibrillator)	1	2	3	4	1	2	3	4
EKG Monitoring	1	2	3	4	1	2	3	4
BNP (Brain Natriuretic Peptide)	1	2	3	4	1	2	3	4
Auscultation (Rate, Rhythm)	1	2	3	4	1	2	3	4
Cardiomyopathy	1	2	3	4	1	2	3	4
Hypertension	1	2	3	4	1	2	3	4
Arrhythmia Interpretation	1	2	3	4	1	2	3	4
Troponin	1	2	3	4	1	2	3	4
Pulmonary								
Oxygenation Status	1	2	3	4	1	2	3	4
Pneumonectomy	1	2	3	4	1	2	3	4
Tracheostomy	1	2	3	4	1	2	3	4
Rate and Work of Breathing	1	2	3	4	1	2	3	4
COPD	1	2	3	4	1	2	3	4
Pulmonary Edema	1	2	3	4	1	2	3	4
Interpretation of ABGs	1	2	3	4	1	2	3	4
Adventitious Breath Sounds	1	2	3	4	1	2	3	4
Chest Tubes	1	2	3	4	1	2	3	4
Pre/Post Thoracic Surgery	1	2	3	4	1	2	3	4
Pulse Oximetry	1	2	3	4	1	2	3	4
Asthma	1	2	3	4	1	2	3	4
Lobectomy	1	2	3	4	1	2	3	4
Pulmonary Embolism	1	2	3	4	1	2	3	4
Chest Trauma	1	2	3	4	1	2	3	4
Pneumonia	1	2	3	4	1	2	3	4
Tuberculosis	1	2	3	4	1	2	3	4

	Proficiency				Frequency			
Neurology								
Neurological Assessment	1	2	3	4	1	2	3	4
Coma	1	2	3	4	1	2	3	4
Neuromuscular Disease	1	2	3	4	1	2	3	4
Acute Head Injury	1	2	3	4	1	2	3	4
Laminectomy	1	2	3	4	1	2	3	4
Spinal Cord Injury	1	2	3	4	1	2	3	4
Visual/Communication Deficits	1	2	3	4	1	2	3	4
CVA	1	2	3	4	1	2	3	4
Seizure Disorder	1	2	3	4	1	2	3	4
Level of Consciousness	1	2	3	4	1	2	3	4
Alzheimer's Disease	1	2	3	4	1	2	3	4
Meningitis	1	2	3	4	1	2	3	4
Halo Traction/Cervical Tongs	1	2	3	4	1	2	3	4
Reflex/Motor Deficits	1	2	3	4	1	2	3	4
Intracranial Hemorrhage	1	2	3	4	1	2	3	4
Pre/Post Neuro Surgery	1	2	3	4	1	2	3	4
Gastrointestinal								
Nutritional Status	1	2	3	4	1	2	3	4
GI Bleeding	1	2	3	4	1	2	3	4
Pancreatitis	1	2	3	4	1	2	3	4
Serum Ammonia	1	2	3	4	1	2	3	4
Bowel Obstruction	1	2	3	4	1	2	3	4
Hepatitis	1	2	3	4	1	2	3	4
Liver Cancer	1	2	3	4	1	2	3	4
GI assessment	1	2	3	4	1	2	3	4
Esophageal Bleeding	1	2	3	4	1	2	3	4
Liver Failure	1	2	3	4	1	2	3	4
LFTs (Liver Function Test)	1	2	3	4	1	2	3	4
Abdominal Wounds and Surgeries	1	2	3	4	1	2	3	4
GI Surgery	1	2	3	4	1	2	3	4
Paralytic Ileus	1	2	3	4	1	2	3	4
Serum Amylase	1	2	3	4	1	2	3	4
Bowel Sounds	1	2	3	4	1	2	3	4
Colostomy	1	2	3	4	1	2	3	4
Ileostomy	1	2	3	4	1	2	3	4
Pancreatic Cancer	1	2	3	4	1	2	3	4
Renal/Genitourinary								
HemoDialysis	1	2	3	4	1	2	3	4
Urinary Tract Infection	1	2	3	4	1	2	3	4
Serum Electrolytes	1	2	3	4	1	2	3	4
Fluid Status	1	2	3	4	1	2	3	4
Peritoneal Dialysis	1	2	3	4	1	2	3	4
Measurement of I & O	1	2	3	4	1	2	3	4
End Stage Renal Disease	1	2	3	4	1	2	3	4
Pre/Post TURP	1	2	3	4	1	2	3	4
Fluid Balance	1	2	3	4	1	2	3	4
Nephrectomy	1	2	3	4	1	2	3	4
Suprapubic Cath	1	2	3	4	1	2	3	4
BUN & Creatinine	1	2	3	4	1	2	3	4

Logan Rihn

RN

	Proficiency				Frequency					Proficiency				Frequency			
Acute Renal Failure	1	2	3	4	1	2	3	4	64+ Years	1	2	3	4	1	2	3	4
Nephrostomy	1	2	3	4	1	2	3	4	39 - 64 Years	1	2	3	4	1	2	3	4
Fistula/Shunt	1	2	3	4	1	2	3	4									
Endocrine/Metabolic									Clinical Settings								
Thyroid Gland Disorders	1	2	3	4	1	2	3	4	Surgical Units	1	2	3	4	1	2	3	4
Diabetic Ketoacidosis	1	2	3	4	1	2	3	4	LTAC	1	2	3	4	1	2	3	4
Blood Glucose	1	2	3	4	1	2	3	4	Oncology	1	2	3	4	1	2	3	4
Diabetics	1	2	3	4	1	2	3	4	Rehab	1	2	3	4	1	2	3	4
Insulin Shock	1	2	3	4	1	2	3	4	Medical Units	1	2	3	4	1	2	3	4
Drug Overdose	1	2	3	4	1	2	3	4	LTC	1	2	3	4	1	2	3	4
Thyroid Studies	1	2	3	4	1	2	3	4	Hospital	1	2	3	4	1	2	3	4
Adrenal Gland Disorders	1	2	3	4	1	2	3	4	Out Patient Clinics	1	2	3	4	1	2	3	4
Pituitary Gland Disorders	1	2	3	4	1	2	3	4	SNU	1	2	3	4	1	2	3	4
									Clinic	1	2	3	4	1	2	3	4
									Tele	1	2	3	4	1	2	3	4
Wounds/Integument									Medications/Therapeutic Interventions								
Burns	1	2	3	4	1	2	3	4	Medications Administration								
Surgical Wounds W/Drains	1	2	3	4	1	2	3	4	Needleless Systems	1	2	3	4	1	2	3	4
Wounds	1	2	3	4	1	2	3	4	Bladder Irrigation and Instillation	1	2	3	4	1	2	3	4
S/S Infection	1	2	3	4	1	2	3	4	Administer PO Medications	1	2	3	4	1	2	3	4
Skin Breakdown	1	2	3	4	1	2	3	4	Administer IM and SQ Meds	1	2	3	4	1	2	3	4
Stasis Ulcers	1	2	3	4	1	2	3	4	IV Therapy								
Skin Assessment	1	2	3	4	1	2	3	4	Syringe Pumps	1	2	3	4	1	2	3	4
Staged Decubitus Ulcers	1	2	3	4	1	2	3	4	Administer IV Medications	1	2	3	4	1	2	3	4
Musculoskeletal									PCA Pumps	1	2	3	4	1	2	3	4
External Fixation	1	2	3	4	1	2	3	4	Administer IV Drips	1	2	3	4	1	2	3	4
Cast Care	1	2	3	4	1	2	3	4	Heparin Locks	1	2	3	4	1	2	3	4
Multiple Trauma	1	2	3	4	1	2	3	4	Insertion Peripheral IVs	1	2	3	4	1	2	3	4
Paraplegia/Quadraplegia	1	2	3	4	1	2	3	4	Assess/Maintain IV	1	2	3	4	1	2	3	4
Skeletal/Skin Traction	1	2	3	4	1	2	3	4	Infusion Pumps	1	2	3	4	1	2	3	4
Amputation	1	2	3	4	1	2	3	4	Adverse Reactions	1	2	3	4	1	2	3	4
Joint Replacement	1	2	3	4	1	2	3	4	Vascular Access Device - Care/Maintenance	1	2	3	4	1	2	3	4
Pulse/Circulation Checks	1	2	3	4	1	2	3	4	Nutritional Therapy								
Rheumatoid Arthritic Disease	1	2	3	4	1	2	3	4	Procalamine	1	2	3	4	1	2	3	4
Immunology/Hematology/Oncology									TPN and Hyperalimentation	1	2	3	4	1	2	3	4
Acute Leukemia	1	2	3	4	1	2	3	4	PEG	1	2	3	4	1	2	3	4
Blood Transfusions	1	2	3	4	1	2	3	4	Enteral Administration	1	2	3	4	1	2	3	4
Treatment Side Effects Chemo/Radiation	1	2	3	4	1	2	3	4	Dobhoff Insertion	1	2	3	4	1	2	3	4
Sickle Cell Anemia	1	2	3	4	1	2	3	4	Tube Feeding Pumps	1	2	3	4	1	2	3	4
Anaphylactic Shock	1	2	3	4	1	2	3	4	NGT Insertion	1	2	3	4	1	2	3	4
HIV/AIDS	1	2	3	4	1	2	3	4	Oxygen Administration								
Hematology	1	2	3	4	1	2	3	4	Ambu-Bag	1	2	3	4	1	2	3	4
Cancer	1	2	3	4	1	2	3	4	Portable Oxygen	1	2	3	4	1	2	3	4
Sepsis	1	2	3	4	1	2	3	4	Venti Mask	1	2	3	4	1	2	3	4
Computerized Documentation									Non-ReBreather Mask	1	2	3	4	1	2	3	4
Computerized Documentation	1	2	3	4	1	2	3	4	Nasal Cannula	1	2	3	4	1	2	3	4
Age Group Experience									Tracheostomy	1	2	3	4	1	2	3	4
Age Groups									Pain Management								
18 - 39 Years	1	2	3	4	1	2	3	4	Moderate Sedation	1	2	3	4	1	2	3	4
12 - 18 Years	1	2	3	4	1	2	3	4									

Logan Rihn

RN

	Proficiency				Frequency					Proficiency				Frequency			
Patient Controlled Analgesia	1	2	3	4	1	2	3	4	Sterile Urine	1	2	3	4	1	2	3	4
Epidural Anesthesia/Analgesia	1	2	3	4	1	2	3	4	Cultures -- Blood	1	2	3	4	1	2	3	4
Assess Pain Level/Tolerance	1	2	3	4	1	2	3	4	Throat Swab	1	2	3	4	1	2	3	4
Blood									Assist								
Albumin	1	2	3	4	1	2	3	4	Bedside Invasive Procedures	1	2	3	4	1	2	3	4
Administer Blood/Blood Products	1	2	3	4	1	2	3	4	Endotracheal Intubation	1	2	3	4	1	2	3	4
Procedures/Equipment									Assist								
Perform									Assist								
Establish/Protect Airway	1	2	3	4	1	2	3	4	Thoracentesis	1	2	3	4	1	2	3	4
Hyper/Hypothermia Blanket	1	2	3	4	1	2	3	4	Bronchoscopy	1	2	3	4	1	2	3	4
Specialty Beds	1	2	3	4	1	2	3	4	Chest Tube Removal	1	2	3	4	1	2	3	4
Drains (JP-Hemovac-Penrose)	1	2	3	4	1	2	3	4	Central Line Insertion	1	2	3	4	1	2	3	4
Foley, Male	1	2	3	4	1	2	3	4	Pericardiocentesis	1	2	3	4	1	2	3	4
Nerve Stimulators	1	2	3	4	1	2	3	4	Chest Tube Insertion	1	2	3	4	1	2	3	4
Doppler	1	2	3	4	1	2	3	4	Pericentesis	1	2	3	4	1	2	3	4
Foley, 3-Way	1	2	3	4	1	2	3	4	Lumbar Puncture	1	2	3	4	1	2	3	4
Incentive Spirometry	1	2	3	4	1	2	3	4									
Wound Vac	1	2	3	4	1	2	3	4									
CPM Machine	1	2	3	4	1	2	3	4									
Suctioning (Oral-Naso-Pharynx)	1	2	3	4	1	2	3	4									
Iced Saline Lavage	1	2	3	4	1	2	3	4									
Tracheostomy Care/Suctioning	1	2	3	4	1	2	3	4									
Chest Tube Drainage Systems	1	2	3	4	1	2	3	4									
Dressing Changes	1	2	3	4	1	2	3	4									
Foley, Female	1	2	3	4	1	2	3	4									
Isolation	1	2	3	4	1	2	3	4									
Wound Care/Irrigations	1	2	3	4	1	2	3	4									
Specimen Collections																	
Finger Stick	1	2	3	4	1	2	3	4									
Sputum	1	2	3	4	1	2	3	4									
Butterfly Stick	1	2	3	4	1	2	3	4									
Urine Dipstick	1	2	3	4	1	2	3	4									
Venipuncture	1	2	3	4	1	2	3	4									
Clean Catch Urine	1	2	3	4	1	2	3	4									
Stool	1	2	3	4	1	2	3	4									
Central-Line Blood Draw	1	2	3	4	1	2	3	4									